


# KOHLER ISO-BLADE COATERS



Front View

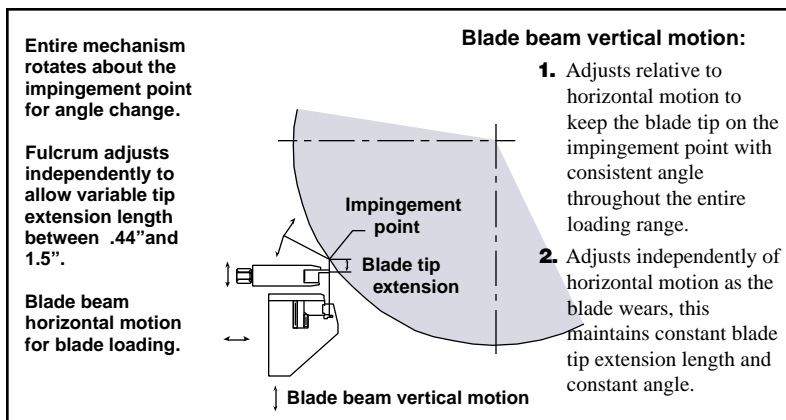


Back View



**KOHLER  
COATING**

# KOHLER'S PATENTED ISO-BLADE COATERS



## FINE PAPER COATER

The fine paper has several innovations:

- **Variable blade tip extension length**  
From 0.44 inch and 1.5 inches
- **Programmable blade loading curves**

The blade beam on the ISO-BLADE Coater has two independent motions controlled by servomotors. One axis is parallel to the unloaded blade, the other is perpendicular to it. The servo control system allows both axes to be moved in perfect synchronization for all load changes.

Because the ISO-BLADE control system is exact, a particular blade can be loaded much further than the point at which other designs will lose constant angle and blade tip position.

The fine paper version comes standard for operation as a bevel blade, bent blade and as a rod coater. Blade oscillation is standard.

## PAPERBOARD COATER

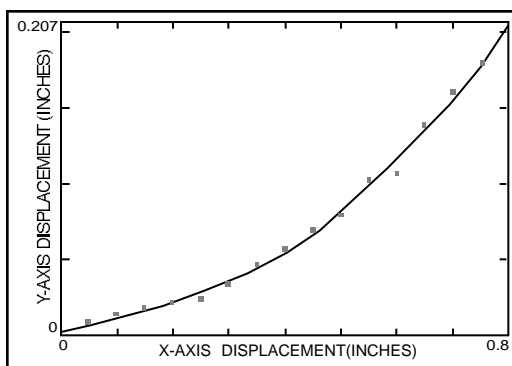
The board coating version can be operated as a bent blade or as a rod coater. It is optimized for board coating. Its major features include:

- **Applicator roll positioning to match board properties and machine speeds**  
Can be run in either flooded nip mode or as a separate kiss coat applicator.
- **Optimized wet-on-wet coating**  
This design allows a simpler sheet run without water cooled touch rolls
- **Choice of loading systems, air tube or mechanical**
- **Blade beam oscillation**

Kohler's patented ISO-BLADE COATER can provide:

- **MORE PRECISE COAT WEIGHT CONTROL**  
Predictable blade geometry and loading relationships facilitate computerized coat weight control.
- **REDUCTION IN OFF QUALITY**  
Desired blade loading and geometry are obtained immediately after a blade or grade change.
- **LESS DOWNTIME AND FEWER BREAKS WITH BETTER QUALITY**  
Thinner blades can be used at longer extensions to improve not only runnability, but also surface appearance and uniformity.
- **LONGER BLADE LIFE**  
Wear compensation that maintains both constant tip length and constant angle can double or triple the life of conventional blades and optimize the performance of ceramic tip blades.

The loading curve below is typical of a 4 inch long blade, .018 inch (.46 mm) thick, 45° bevel, with an .875 inch (22.2 mm) tip extension.



The ISO-BLADE Coater is available in two versions: one for fine paper, the other for paperboard.



# KOHLER COATING

10995 Wright Rd. • Uniontown, OH 44685 • Phone: 330/499-1407 • Fax: 330/499-6617  
www.kohlercoating.com

Coater Services Inc. d.b.a.